

616.8.17b (TA-17b) Centerline/Edgeline Striping on Two-Lane Highways - MT

Notes:

For additional guidance on Truck/Trailer Mounted Attenuators (TMA) see EPG 612 Impact Attenuators.

All signs shall have Fluorescent Orange Retroreflective sheeting.

Flashing Arrow Panel shall be in "Caution Mode".

Hinged Signs may be used.

(1) Wet paint signs are installed to indicate the side in which the pavement marking material is being applied.

(2) Rear Advance Warning Truck is positioned at the no track point of the pavement marking material, or vertical or horizontal curves that restrict sight distance, or spacing shown.

(3) The Light Bar and Emergency Alert lights are optional on the Rear Advanced Warning Truck. If used, the rear facing amber/white light bar is installed on top of the vehicle and the Emergency Alert lights are installed below the flashing arrow panel.

A protective vehicle shall be used when work is in progress and shall be equipped with a vehicle mounted sign. The protective vehicles should be equipped with a TMA and flashing arrow panel.

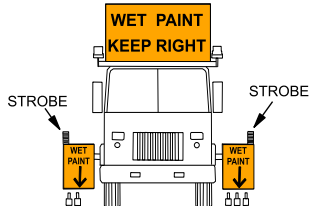
For vehicle mounted signs, a mounting height of 48 in. from the bottom of the sign to the road surface is recommended.



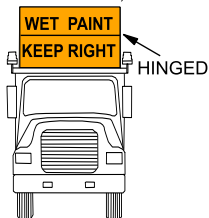
FRONT ADVANCED WARNING TRUCK (FRONT OF TRUCK)



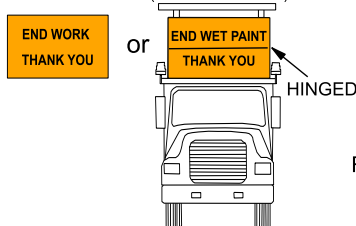
STRIPER (FRONT OF TRUCK)



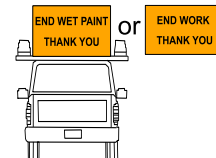
MIDDLE WARNING TRUCK (FRONT OF TRUCK)



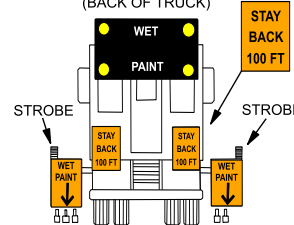
REAR ADVANCED WARNING TRUCK (FRONT OF TRUCK)



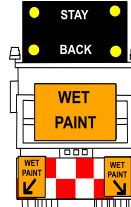
FRONT ADVANCED WARNING TRUCK (BACK OF TRUCK)



STRIPER (BACK OF TRUCK)



MIDDLE WARNING TRUCK (BACK OF TRUCK)



REAR ADVANCED WARNING TRUCK (BACK OF TRUCK)

